

Expressive Language WORKSHEETS

BY REBECCA GNEZDOVA, MS, CCC-SLP

Antonyms

Directions: Circle the words that are antonyms. The



Functions

Directions: Circle the correct answer.

1. What do you do with a sled?

Sled down a mountain

2. Have a snowball fight

3. What do you do with hot chocolate?

Eat it

4. Drink it

5. What do you do with a scarf?

Wear it on your hand

6. Wear it around your neck

7. What do you do with a shovel?

Clean the snow off the sidewalk

8. Make a snowman

9. What do you do with mittens?

Wear them on your feet

10. What do you do with an ice skate?

Skate on ice

Definitions

Directions: create a definition of each word.

_____ that is _____

Freebie

What's Inside

page 1	Cover
page 2	Table of Contents/Terms of Use
page 3	Same and Different worksheet
page 4	Synonym worksheet
page 5	Definitions worksheet
page 6	Antonyms worksheet
page 7	Functions worksheet
page 8	Categorizing worksheet
page 9	Related Products

TERMS OF USE:

This download is intended for individual use (one SLP/teacher, etc.) only. If others express interest, please direct them to the product page on TeachersPayTeachers. It is illegal to claim as your own, redistribute, sell, or copy any part of this download. Copyright © 2017 Rebecca Gnezdova, MS, CCC-SLP. All rights reserved.

If you have questions, comments, or corrections regarding this product or terms of use, email me: talkingwithrebecca@gmail.com.

GRAPHICS DESIGNED BY:

Talking
WITH Rebecca

HAVE AN idea FOR A PRODUCT? SEND ME AN EMAIL AND I'LL DO MY BEST TO OBLIGE!

same and Different

Directions: Write at least one way the items are the same and one way they are different.

Gloves & Mittens



Are the same because _____

Are different because _____



Ice Skate & Roller Skate

Are the same because _____

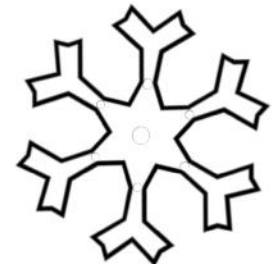
Are different because _____



Apple Cider & Cocoa

Are the same because _____

Are different because _____



synonyms

Directions: Rewrite the sentence with a synonym for the underlined word.

1. My grandpa is a merry man. He is always laughing and smiling.

2. It is frigid outside! I have to wear earmuffs and gloves.


3. It is silent in my house at night.




4. Saint Nick might come down my chimney!

5. The phone jingles all day long.

6. I'll get toasty by the fire.





Definitions

Directions: Finish writing the sentences to create a definition of each item.

1. A hat is _____ that is _____
_____ and _____

2. A chocolate chip cookie is a _____ that is _____
_____ and _____

3. A sled is a _____ that is _____
_____ and _____





4. A reindeer is an _____ that is _____
_____ and _____

5. A scarf is _____ that is _____
_____ and _____



Antonyms

Directions: Draw a line between the two snowflakes that are antonyms. The first one is done for you.





FUNCTIONS

Directions: Circle the correct answer.

1. What do you do with a sled?

Have a snowball fight

Sled down a mountain

2. What do you do with hot chocolate?

Drink it

Eat it

3. What do you do with a scarf?



Wear it around your neck

Wear it on your hand

4. What do you do with a shovel?

Make a snowman

Clean the snow off the sidewalk

5. What do you do with mittens?

Wear them on your feet

Wear them on your hands

6. What do you do with an ice skate?

Go ice fishing

Skate on ice



Categorizing

Directions: Decide which category each item belongs in. Write it in the correct box, then add one more item to each box.

Animals that have fur

Things that are red

Things made of snow

Things to hang on a tree

Berries
Reindeer
Snow fort

Ornaments
Snow angel
Rabbits

Santa's hat
Christmas lights
Rudolf's nose

Moose
Garland
Snowman

Dear Buyer,

Thank you for your download! I hope you enjoy it. If you find it useful please consider leaving feedback in my store. This earns you credits toward future purchases on TpT. You may also like the following resources:

♥ Rebecca



LET'S BE SOCIAL!



About the author

Rebecca Gnezdova is a bilingual ASHA certified SLP who has worked Birth-3, Preschool, and School Aged populations in Washington state. Rebecca acquired Spanish while living in Ecuador and traveling in Latin America. She is currently learning Russian. You may contact her at talkingwithrebecca@gmail.com, visit her blog at www.talkingwithrebecca.com, or find her on Instagram

@talkingwithrebecca.com